



**INSTRUCTIONS D'ASSEMBLAGE  
ASSEMBLY INSTRUCTIONS**

---

**M**ONARCH  
SPECIALTIES INC.

**I 3287**

---

**TABLES GIGOGNES -  
ENS. 2PCS / BLANC LUSTRE / VERRE TREMPE**

**NESTING TABLE -  
2PCS SET / GLOSSY WHITE / TEMPERED GLASS**



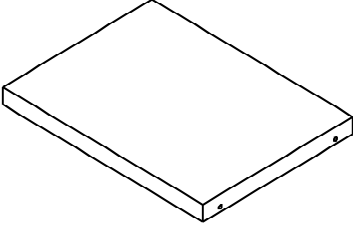
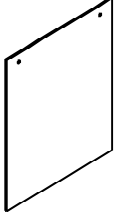
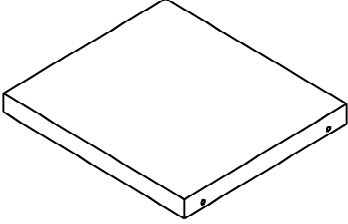
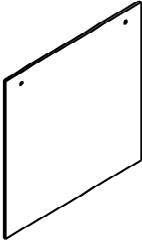
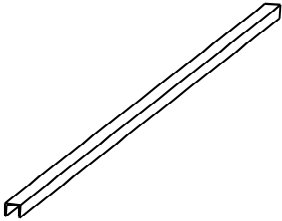
**POUR DE L'ASSISTANCE OU POUR COMMANDER  
DES PIÈCES CONTACTEZ NOTRE DÉPARTEMENT  
DE SERVICE À LA CLIENTÈLE.**

**FOR ASSISTANCE OR TO ORDER PARTS  
CONTACT OUR CUSTOMER SERVICE DEPARTMENT**

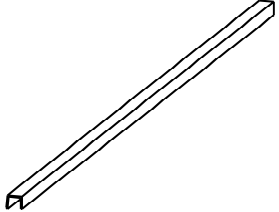
**[WWW.MONARCHSERVICE.COM](http://WWW.MONARCHSERVICE.COM)**

---

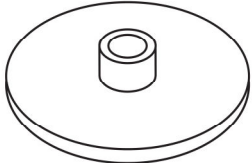

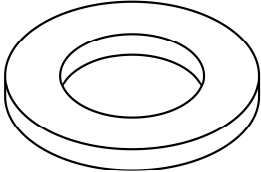
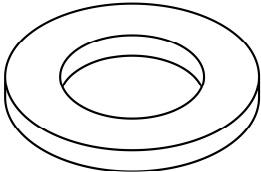
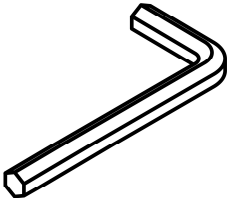
**LISTE DES PIÈCES**  
**PARTS LIST**

PIÈCE / PART #	IMAGE	DESCRIPTION	QTY / QTÉ
1		TABLE TOP (LARGE) DESSUS DE TABLE (GRAND)	1
2		GLASS PANEL (LARGE) PANNEAU EN VERRE (GRAND)	2
3		TABLE TOP (SMALL) DESSUS DE TABLE (PETIT)	1
4		GLASS PANEL (SMALL) PANNEAU EN VERRE (PETIT)	2
5		PLASTIC BAR (LONG) BARRE EN PLASTIQUE (LONG)	2

**LISTE DES PIÈCES**  
**PARTS LIST**

PIÈCE / PART #	IMAGE	DESCRIPTION	QTY / QTÉ
6		PLASTIC BAR (SHORT) BARRE EN PLASTIQUE (COURT)	2

**LISTE DES PIÈCES DE MONTAGE**  
**HARDWARE LIST**

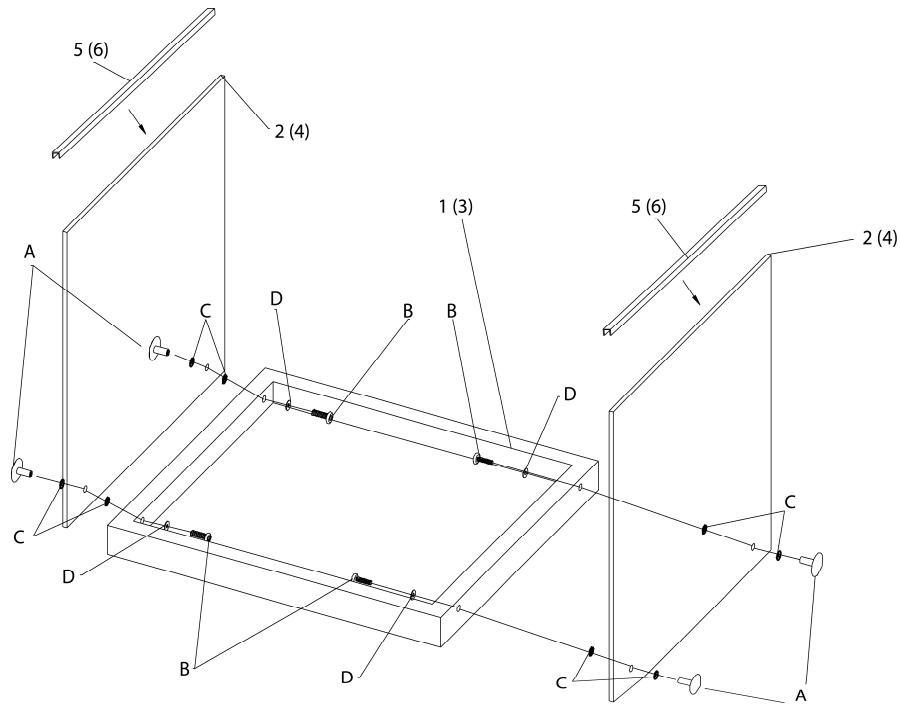
PIÈCE / PART #	IMAGE	DESCRIPTION	QTY / QTÉ
A		CAP - Ø1/4" X 1 3/8" CAPUCHON - Ø1/4" X 1 3/8"	8
B		ASSEMBLING BOLT - Ø1/4" X 1 7/8" BOULON D'ASSEMBLAGE - Ø1/4" X 1 7/8"	8
C		PLASTIC WASHER - Ø3/8" RONDELLE DE PLASTIQUE - Ø3/8"	16
D		METAL WASHER - Ø1/4" RONDELLE DE MÉTAL - Ø1/4"	8
E		HEX KEY CLÉ HEXAGONALE	1



OUTIL DE VÉRIFICATION DE DIMENSIONS DES PIÈCES  
HARDWARE DIMENSIONS VERIFICATION TOOL



ÉTAPE / STEP 1



ÉTAPE / STEP 2

