



INSTRUCTIONS D'ASSEMBLAGE
ASSEMBLY INSTRUCTIONS

MONARCH
SPECIALTIES INC.

I 2030

PATERE -
70"H / METAL BLANC ET SOUTIEN A PARAPLUIE

COAT RACK -
70"H / WHITE METAL WITH AN UMBRELLA HOLDER

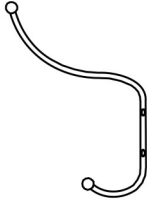






**POUR DE L'ASSISTANCE OU POUR COMMANDER
DES PIÈCES CONTACTEZ NOTRE DÉPARTEMENT
DE SERVICE À LA CLIENTÈLE.**

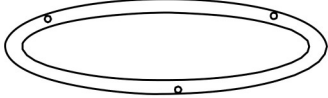
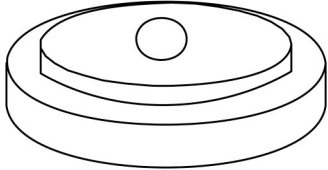
**FOR ASSISTANCE OR TO ORDER PARTS
CONTACT OUR CUSTOMER SERVICE DEPARTMENT**

WWW.MONARCHSERVICE.COM

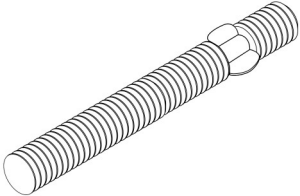


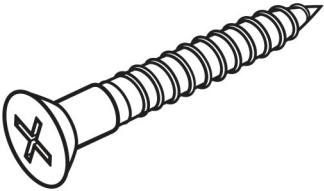

LISTE DES PIÈCES
PARTS LIST

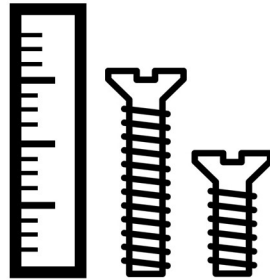
PIÈCE / PART #	IMAGE	DESCRIPTION	QTY / QTÉ
1		<p>HOOK CROCHET</p>	6
2		<p>LEG PATTE</p>	3
3		<p>UPPER POST POTEAU SUPÉRIEUR</p>	1
4		<p>CENTER POST POTEAU DU CENTRE</p>	1
5		<p>BOTTOM POST POTEAU DU BAS</p>	1

LISTE DES PIÈCES
PARTS LIST

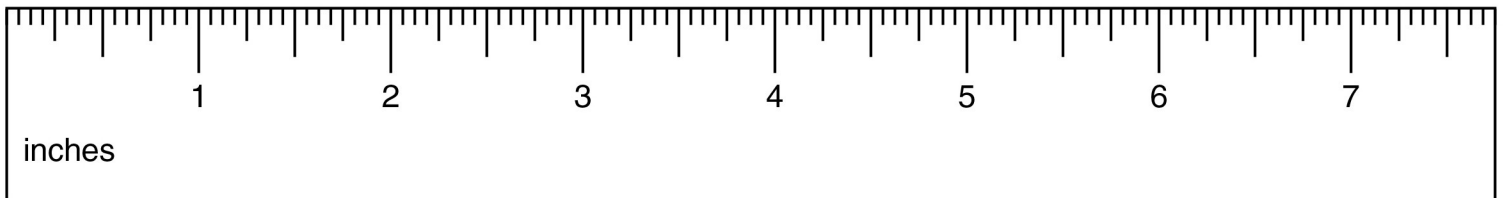
PIÈCE / PART #	IMAGE	DESCRIPTION	QTY / QTÉ
6		FOUNDATION BASE BASE	1
7		POST CONNECTOR CONNECTEUR DE POTEAU	2

LISTE DES PIÈCES DE MONTAGE
HARDWARE LIST

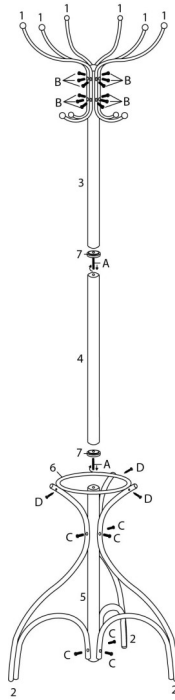
PIÈCE / PART #	IMAGE	DESCRIPTION	QTY / QTÉ
A		<p>THREADED ROD - Ø 3/8" X 2 3/8"</p> <p>TIGE FILETÉE - Ø 3/8" X 2 3/8"</p>	2
B		<p>ASSEMBLING BOLT - Ø 1/8" X 3/4"</p> <p>BOULON D'ASSEMBLAGE - Ø 1/8" X 3/4"</p>	12
C		<p>ASSEMBLING BOLT - Ø 1/4" X 1 1/8"</p> <p>BOULON D'ASSEMBLAGE - Ø 1/4" X 1 1/8"</p>	6
D		<p>ASSEMBLING SCREW - Ø 1/8" X 1"</p> <p>VIS D'ASSEMBLAGE - Ø 1/8" X 1"</p>	3
E		<p>HEX KEY</p> <p>CLÉ HEXAGONALE</p>	1



OUTIL DE VÉRIFICATION DE DIMENSIONS DES PIÈCES
HARDWARE DIMENSIONS VERIFICATION TOOL



ÉTAPE / STEP 1



ÉTAPE / STEP 2

